



Shreveport  
Bonsai  
Society

Hi Folks:

December 3, 2006

**This month's meeting:**

This month's meeting is scheduled for 1 pm December 9<sup>th</sup> at the Barnwell Center. There will be a small holiday celebration with snacks and refreshments. It is a wonderful time of year to reflect on bonsai and on bonsai friends. Please bring a tree that you are struggling with and get the group's assistance.

The study group topic this month will be collecting and styling cypress trees. The group will be led by me, hopefully with lots of input from other members.

Since the frosty days we have had, the deciduous trees have all lost their leaves and it is a terrific time to sketch the branch structure and make decisions about styling for the spring. For many of us, it is difficult to keep up with the trees we have during the growing season, so this is an opportunity to go through your collection and prioritize the work for the upcoming spring.

I would like to schedule an invited artist for April 2008 while their schedules are still open. If you have someone you would like to see visit SBS let me know and I will try to work out the details.

**Contest:**

In one of the recent bonsai publications, there was a short article about what a "Bonsai Optimists". I apologize to the author for not having a more accurate memory of these but...

*"A bonsai optimist is someone who is convinced that they will be able to get people to say bonsai (bon-sigh), rather than banzai. "*

*"A bonsai optimist is someone who looks at a dead tree and sees room for another tree on their bench."*

*"A bonsai optimist is someone who looks at a dead tree and sees an empty pot to use for another tree."*

"A bonsai optimist is convinced that their crabapple will bloom, finally, this year".

I found these to be great fun. I would like to have a contest to see who in the club can come up with the best "A bonsai optimist is ..." slogan. I will provide a prize (a tree or nice pot) to be awarded to the winner at the April show and workshop. So put on your thinking caps and have some fun with it. Submit

your entries to me by e-mail, or hand them to me at a meeting. I will compile them all for the April newsletter (with attribution) and we will see who takes the prize.

I am hoping to start a new trend for the newsletter. In this month's issue, Jeff White has written and illustrated an article on how he made bonsai stands for his garden. I was the lucky recipient of Jeff's first "beta test" model and it still graces my garden. Hopefully in the next issue Charles Canfield will provide a synopsis of his talk on collecting local trees. I am shooting for an article a month, so if you have ideas get them to me. I am particularly looking for authors to flesh out those ideas for the membership. I hope you enjoy this month's article and many thanks to Jeff.

### **MEMBERSHIP DRIVE:**

We have picked up several new members since the last full newsletter, so please help welcome:

Ricarda Carlilse  
Richard Forcht  
Sandra Johnson  
Edward Roberts  
Abe Rudnick  
Gloria Webb  
Bud Westmoreland

Several others have expressed an interest, so things are going pretty well. Still, we are always looking for more members so tell your friends and anyone who shows an interest. Dues for the year are only \$20 for either an individual or family membership. This is a real bargain.

For those members who have not paid this year's dues, please bring a check to the meeting.

### **Website:**

News about <http://shreveportbonsai.org/>

### **Web site modifications/improvements:**

#### **Newsletter area:**

Past newsletters are now posted on our website.

#### **Gallery expansion:**

The gallery has been expanded to include photos from our annual show. Pictures for the September Show and workshop should be up soon.

#### **New ideas:**

If you have ideas for the website please pass them on and I'll see what I can do.

Happy web surfin'  
Jeff White  
Web Master

### **SBS Officers:**

Bob Specian                      227-0744  
President                              [rspecian@sport.rr.com](mailto:rspecian@sport.rr.com)  
Treasurer

Jeff White                              219-9618  
Vice President                      [jt\\_white@bellsouth.net](mailto:jt_white@bellsouth.net)  
Web Master

Charles Canfield                      798-7748  
Show Chairman                      [cscanfield@bellsouth.net](mailto:cscanfield@bellsouth.net)

## **Inexpensive Bonsai Outdoor Display Stands.**

**By Jeff White**

Hopefully, in your quest to develop bonsai you create a specimen that deserves its own private stand. You see them in all the great bonsai gardens. When I first started thinking about stands, I wanted a stand that was movable since my yard design is so dynamic. Most people know that the best way to stabilize a post is to set it in concrete in the ground. I prefer my garden not be 'set in stone'. I had to think of a way to create a stable base and still be able to easily relocate the stand if needed. My primary design concern is that the stand be stable. Nobody wants their prized tree perched on a wobbly platform. I have my share of squirrels, cats, kids, soccer balls, etc waiting to knock a tree to the ground so the stand must be stable. My second concern is looks and that's where each individual's taste will kick in.

The stand described in this article is a stable, movable display stand. It cost about \$20 to make and takes about 1 hour. It consists of a base, a post or 'monkey pole' and a display platform. The base is round which means it will roll. This article is not meant to be a step by step guide.

It's meant to be a suggestion on how you could build your own stand with basic woodworking skills using materials available at any Lowe's or Home Depot. I'll describe what's required for the 'must have' stability of the base and offer suggestions about different ways to construct the display platform.

First I'll explain the basic stand and then I'll cover some modifications to the design. Look over the modifications and decide on your final design before you start. Some modifications require more advanced woodworking skills or tools. If you don't

have the skills or necessary tools maybe some of your bonsai friends will work out a trade for pots or soil sifting, trees, etc in exchange for some of the skilled labor.

To make the basic stand you'll need:

### **Materials:**

- 8, 1 1/2 " deck screws
- 6, 3" deck screws
- 1 5/8"x 6 1/2" galvanized lag bolt
- 5/8" galvanized fender washer
- 16" round concrete stepping stone
- 4"x4" pressure-treated post between 30" and 48" long 2' of 2x4 pressure-treated
- 3' of pressure-treated deck planking.

### **Tools:**

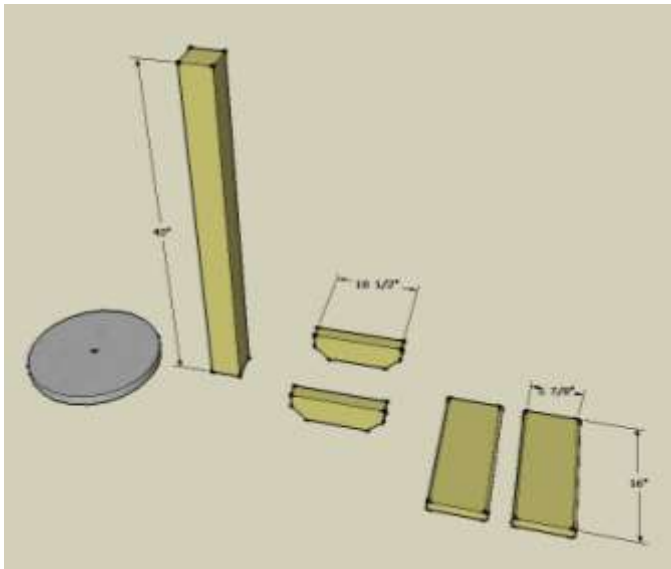
- Power drill (preferably not cordless, unless you have a 18 volt or better)
- Phillips bit for driving deck screws
- 5/8" masonry bit
- 1/2" auger wood drill bit
- Saw
- med or course sand paper
- 3/4" wrench

Since you can't buy small pieces of lumber I buy an 8' 4x4 post, a 6' 2x4, a 8' deck plank, 2 stepping stones and triple hardware. This gives you enough material to make 2 stands and costs about \$40

The key to this design is the base. The base of the stand is what gives it stability. Don't adlib too much on this part. It's made from a 16" round cement stepping stone. The stepping stone is mounted to the post using a 5/8"x 6" galvanized lag bolt. You first have to drill a hole through the stepping stone. It should be as close to the center as possible. I use a straight edge to draw 3 lines across the stone and drill where they cross. It doesn't have to be perfect. Anywhere within an inch or two of center will be fine. While drilling concrete I put a water hose near the hole

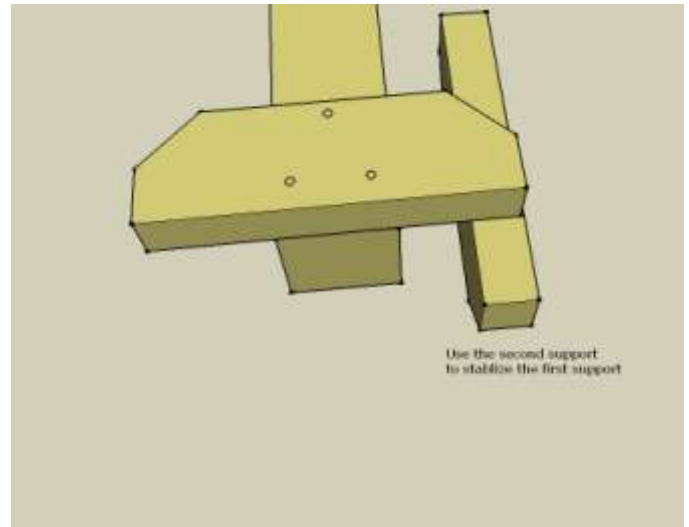
with a slow stream of water to keep the drill bit cool. You'll need to push fairly hard and work the bit in and out while drilling. Watch how deep your hole is and ease up the pressure as you approach the other side. This is so that you don't break out large chunks when the bit breaks through.

Next come lumber cutting. You can adlib quite a bit on this part depending on your tree and your own taste. You need 5 pieces consisting of 1 post, 2 platform deck pieces and 2 platform supports. The post is a 4x4 post cut to the desired height. I usually make mine between 40" and 48" depending on the size of the tree. The platform supports are 10" pieces of 2x4. I cut the bottom corners off to make it look less bulky. The platform pieces are 16" pieces of 1 1/4" x 6" deck planking. After you cut the pieces, sand off the rough edges.

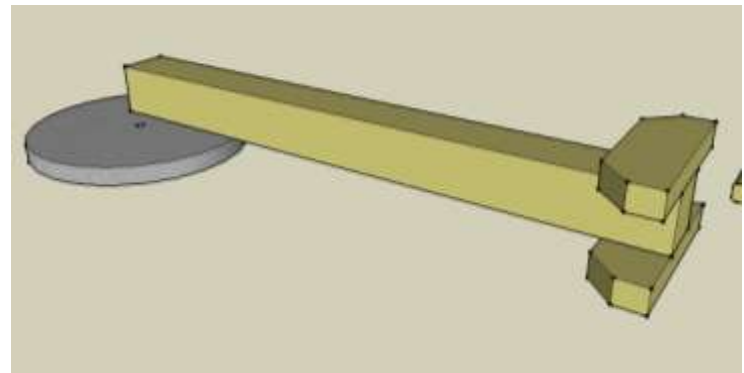


**Unassembled Components**

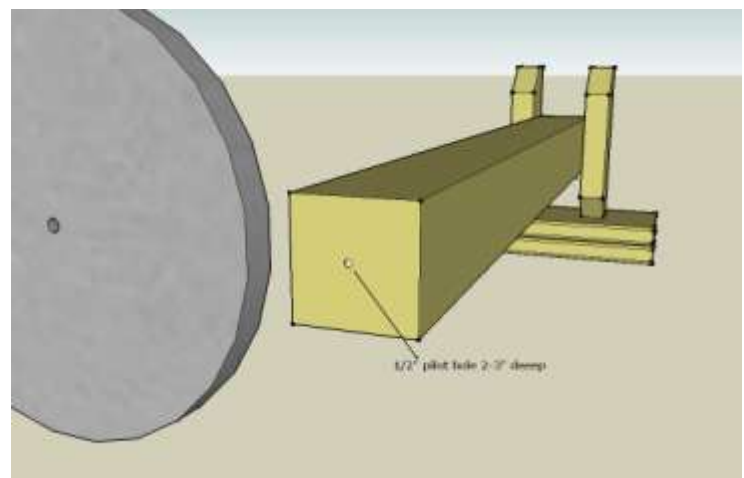
**Drill a small pilot hole to help the lag → bolt get started. It doesn't have to be but a few inches deep.**

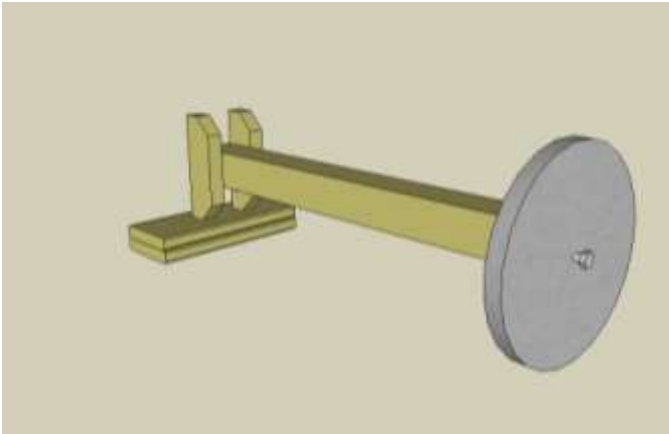


**Use the second support to stabilize the post while attaching the first support.**

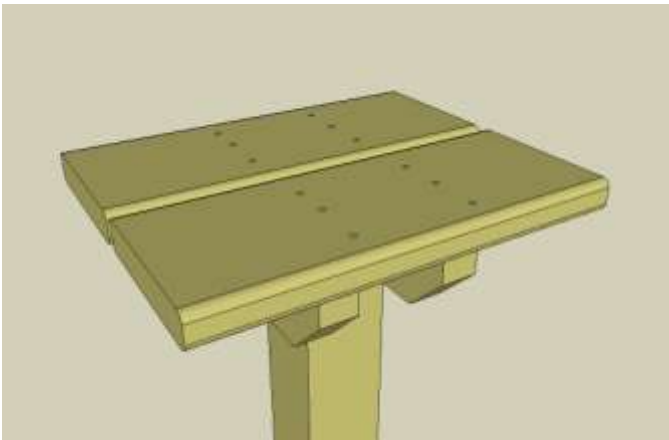


**Support the end of the post to give a flatter surface to attach the second platform support.**

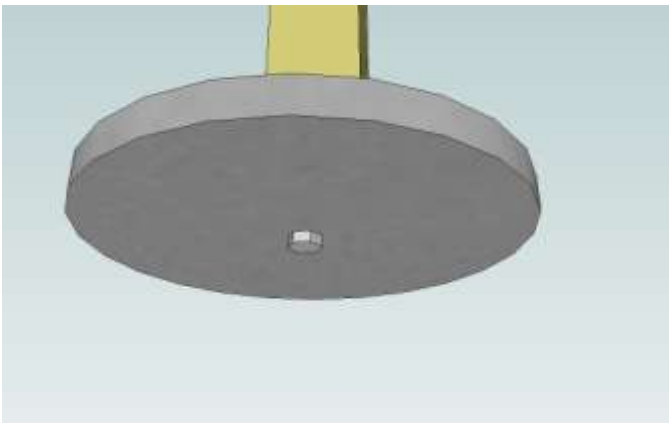




**Use the platform planks to help keep the post level while installing the lag bolt.**



**Attach the platform planks.**



**Due to the bolt head in the center of the stand there must be a recess in the ground or the stand will wobble.**

Paint is not required if you use pressure treated lumber. Some construction adhesive in all the joints will keep ants from invading the gaps between boards and under the post.

There are many modifications you can make to this design. You can change the size of the platform to suit the size tree you have. You should adjust the length of the post depending on the tree size also. I've cut the corners on the platform. I've beveled the edges of the platform pieces to give it a more delicate look. I've beveled the edges of the post. This requires a table saw and it weakens the platform support but it looks good. I thought of creating a round platform but never got around to it. I plan to design some feet so that it can be used on hard surfaces.



**3 stands in use with drip hoses attached.**

I hope you enjoy building these stands as much as I have.

## Upcoming Local Event Calendar:

### January 13, 2007:

Regular meeting at the Barnwell Center at 1 pm. The study group topic will be on succulents as bonsai material. Mike Rabourn will lead the discussion and show off some of his trees. Bring a tree to work on.

### February 10, 2007

Regular meeting at the Barnwell Center at 1 pm. The study group topic to be determined later. Bring a tree to work on.

### March 10, 2007:

Regular meeting at the Barnwell Center at 1 pm. The study group topic to be determined later. Bring a tree to work on.

### April 7, 2007:

Annual Spring show at the Barnwell Center, 9-5: guest artist Colin Lewis. Colin will be doing a demonstration tree and two workshops. Get in touch to reserve your spot now. Space will be limited.

### May 12, 2007:

Regular meeting at the Barnwell Center at 1 pm. The study group topic to be determined later. Bring a tree to work on.

### June 9, 2007:

Regular meeting at the Barnwell Center at 1 pm. The study group topic to be determined later. Bring a tree to work on.

## Upcoming Regional, National and International Events

**January 4-7, 2007: 32<sup>nd</sup> Gafu-ten Exhibition** in Miyakomesse, Kyoto, Japan. Sponsored by the All-Japan Shohin-Bonsai Association. <http://www.shohin-bonsai.org/index-e.htm>

**January 20-21, 2007: Noelanders Trophy VIII** of the Bonsai Association Belgium will

be held at Cultuurcentrum, Heusden-Zolder, Belgium. For details visit <http://www.bonsaiassociation.be>

**February 9-16, 2007: 81<sup>st</sup> Kokufu-ten Bonsai Exhibition** at the Tokyo Metropolitan Museum in Ueno Park Sponsored by the Nippon Bonsai Association. Telephone 81-3-3821-3059.

**March 23-25, 2007: LCBS Annual Exhibit** at the SW LA Garden Festival 2007 at Burton Coliseum. More information can be obtained at <http://www.gardenfest.org>

**April 20-22, 2007: Mid-Atlantic Bonsai Society's 23<sup>rd</sup> Anniversary Convention** at the Ramada Hotel and Conference Center in East Hanover, NJ. Featured artists are Robert Steven, Ted Matson and Guy Guidry. Details can be found at <http://midatlanticbonsai.freesevers.com/fescurr.htm>

**May 17-20, 2007: European Bonsai Association Convention** will be held at Thermae Palace, Koningin Astridlaan 7B 8400, Oostende, Exhibitions by European Bonsai Association, European Suiseki Association, and Association of Belgian Bonsai Clubs. A large trade area will be featured, as well as the EBA new talent contest, calligraphy and ikebana demonstrations. Among the featured artists will be Patrizia Capellaro, Takeo Kawabe, Hotsume Terakawa, Danny Use. Hotel information may be found at [www.thermaepalace.be](http://www.thermaepalace.be) and convention information may be found at [www.ebabonsai.com](http://www.ebabonsai.com)

**May 31- June 4, 2007: The California Bonsai Society will hold its 50<sup>th</sup> Anniversary Convention** at the Crowne Plaza Anaheim. Featuring Hiroshi Takeyama who is chair of the Nippon Bonsai Association. Also planned is a giant exhibition of bonsai, outstanding workshop material with small workshop

sizes, live auctions, demonstrations, a large vending bazaar, bus trips and a "Monte Carlo Night." For more information visit <http://www.california-bonsai-society.org/> or call 909-473-0099.

**June 8-10, 2007: BSF 2007: A Cypress Celebration** featuring David DeGroot, Guy Guidry, Mike Cartrett, Toby Diaz, Dorothy Schmitz and Ernie Fernandez. Hosted by Bonsai Societies of Florida at The Morikami Museum in Delray Beach, FL. For additional details and registration contact: BSF 2007 Convention, c/o Louise Leister, 7 Cloverdale Court South, Palm Coast, FL 32137-8340 or e-mail: [conventionteam@bonsai-bsf.com](mailto:conventionteam@bonsai-bsf.com) or <http://www.bonsai-bsf.com>

**June 21-24, 2007: ABS Learning Seminars 2007: Bonsai on the Beach** at the Virginia Beach Cavalier Hotel, VA. Details will be announced at <http://www.absbonsai.org>

**July 10-16, 2007: BCI 2007** at the Wyndham Condado Plaza Hotel & Casino (only \$125/night!) in San Juan, Puerto Rico featuring Shinji Suzuki, Marco Invernizzi, David Benavente, Bill Valavanis, Arthur Skolnik, Suthin Sukosolvisit, William Acosta, Yrene C. Vasquex, Xenio Baron, Milagros Rauber, Pedro J. Morales, and Sean Smith. For registration and other details visit <http://bcifelab2007.com>

**September 15-16, 2007: Ginkgo Awards** at Bonsai Center Ginkgo at Heirweg 190 (N445), 9270 Laarne, Belgium. Acclaimed by many as the premier bonsai event outside Japan, this event is held every other year. For more information visit [http://ginkgobonsai.be/index\\_uk.htm](http://ginkgobonsai.be/index_uk.htm)

**March 20-24, 2008: BCI 2008** at Salle du Canton-Fontvieille in Monaco featuring Masahiko Kimura and Seiji Morimae with Hideko Metazas, Pauline Muth, Rob Kempinski, Nikunj and Jyoti Parekh, Salvatore Liporaci, Sandro Segneri, Michello Andolfo, Patrizia Cappellaro, Baudouin de Lorgeril, and Chiara Padrini with a host of other talented artists. Check for details at <http://www.BCI2008.com>